



Established 1906

WT KNOWLES & SONS LIMITED

Fitting Instructions

Push-On 'H' Pot

Code No: KYP61, KYP61 & KPOH150

W T Knowles & Sons Limited

Ash Grove Pipe Works

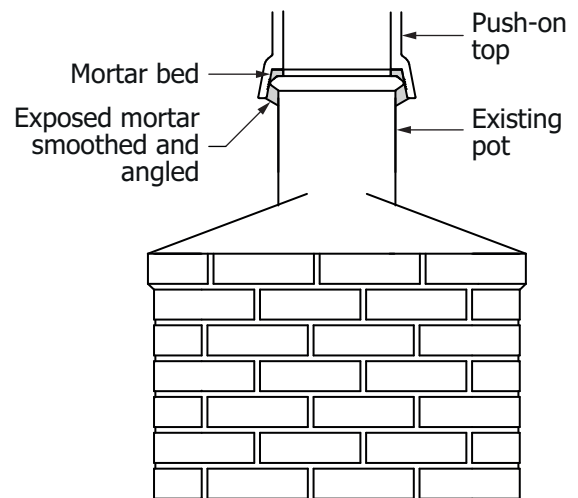
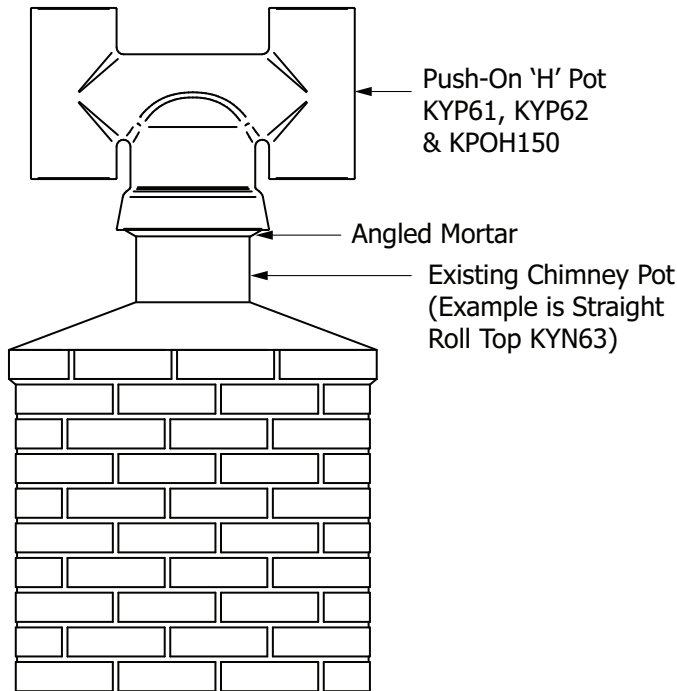
Elland

West Yorkshire

HX5 9JA

www.wtknowles.co.uk

December 2016: Issue 1



Instructions

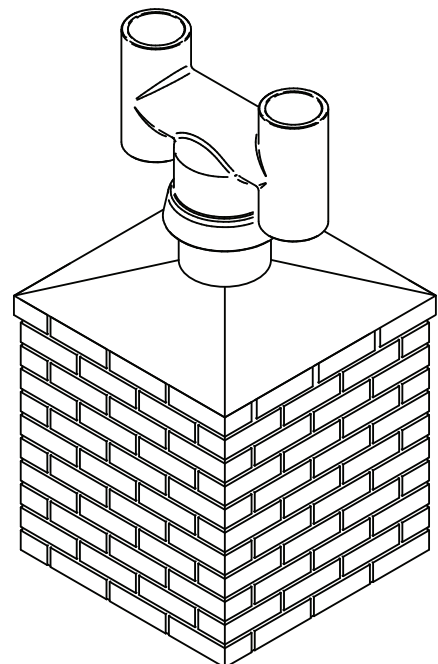
These instructions are for the fitting push-on tops into existing pots.

The sketch shows the push-on top fitted to an existing pot as a typical example. If a new pot is being installed with push-on top, refer to the separate fitting instructions for the particular pot.

Inspect the existing chimney pot and the new push-on top and confirm they are undamaged.

Ensure the push-on top is suitable for use with the existing chimney pot, flue system and the type of fire installed.

Using a sand/cement ratio of 3:1, apply a bead of mortar around the top face rim of the chimney pot and fit the push-on top in place. Align the push-on top with the chimney pot and/or the chimney stack and ensure it is vertical. Any exposed mortar at the joint should be smoothed and angled downwards to allow rain to run away.





Established 1906

WT KNOWLES & SONS LIMITED

Fitting Instructions

Push-On 'H' Pot

Code No: KYP6I, KYP6I & KPOHI50

W T Knowles & Sons Limited

Ash Grove Pipe Works

Elland

West Yorkshire

HX5 9JA

www.wtknowles.co.uk

December 2016: Issue 1

Instructions

Use a smoke test to check for leakage and to ensure that the push-on top is working correctly. Close the appliance and warm the chimney flue with a blowlamp or similar heating device for approximately ten minutes. Put smoke pellets in the appliance firebox (or bottom of the chimney or the appliance recess) and light. Close the appliance when smoke has formed and allow the smoke to make its way up the chimney.

After the installation, the flue and chimney should be warmed through gradually to prevent cracking and the drying out of mortar between the push-on top and the chimney pot. This must be done before initial use (on first firing) or after long periods without use.

We would recommend that chimneys using the following fuels are regularly cleaned and inspected as follows:

Smokeless Fuels -	at least once annually
Coal -	twice per year
Wood -	quarterly
Oil -	annually
Gas -	annually

It is essential for safety reasons that any push-on top to be fitted is correctly selected and is suitable for the heating appliance being used.