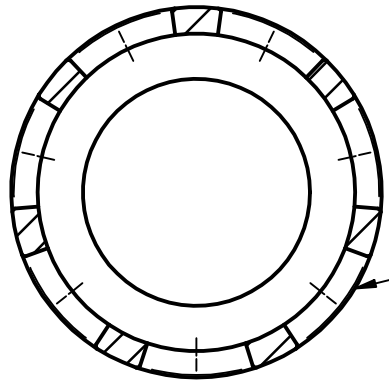
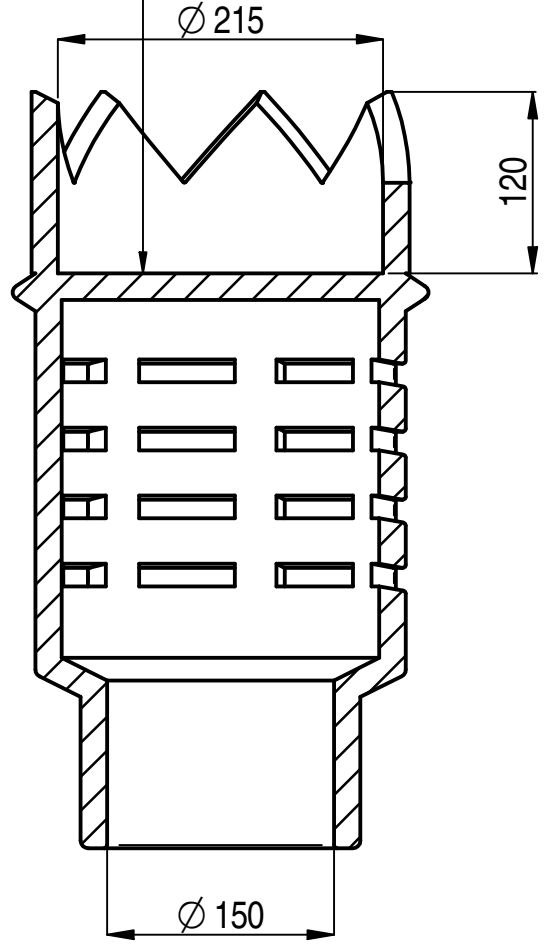
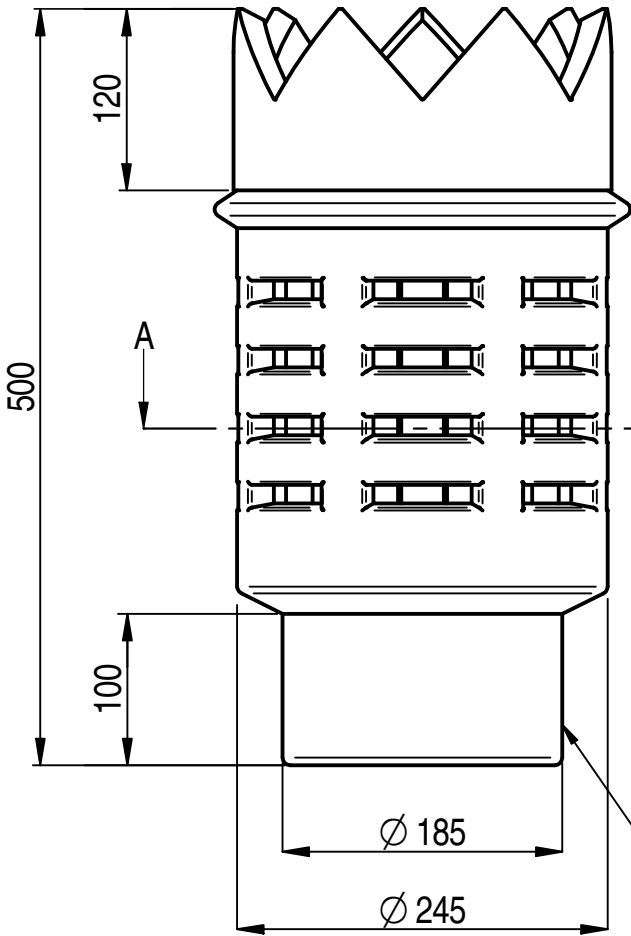


MARKINGS TO APPEAR ON THIS FACE AS FOLLOWS:

WTK EN13502 **CE**
TYPE 2



SECTION A-A

MARKINGS TO APPEAR ON SPIGOT AS FOLLOWS:

185/OD
150/ID
500/HT
WTK DATE (DDMMYYYY)

4 ROWS OF 7 - SLOTS
EQUI-SPACED AS SHOWN



ISOMETRIC VIEW
1:10

ALL MARKINGS TO BE IN 10 HIGH INDENTED CHARACTERS

GAS FLUE TERMINAL TO BS EN13502-TYPE 2

TO SPECIFY COLOUR, ADD SUFFIX TO CODE
R = RED, B = BUFF, X = BLACK, G = GLAZED



THIS DRAWING IS THE PROPERTY OF WT KNOWLES & SONS LTD AND MUST NOT BE USED IN ANY WAY PREJUDICIAL TO THEIR INTERESTS			
± 10% TOLERANCE TO BE APPLIED ON ALL DIMENSIONS			
WEIGHT = 13.80 Kg	DRAWN: GB	30-10-07	SCALE
DO NOT SCALE	ISSUE: 10	05-07-18	PROJECTION
		1:5	

TITLE :- CROWNED GAS TERMINAL SQUARE	
DRAWING No. :- KNO180C	A4